



© 2004 ...Team LogProtect

# Table of contents

<b>Part I Introduction</b>	<b>2</b>
<b>Part II Installation</b>	<b>2</b>
1 Installation .....	2
<b>Part III Utilisation</b>	<b>8</b>
1 Operation .....	8

# 1 Introduction

Hello,

Logprotect has only one aim : to prevent children from giving on the internet, and mainly on chat and forms, sensitive informations such as identity, address, etc. giving opportunity to ill-intentioned persons to localise them.

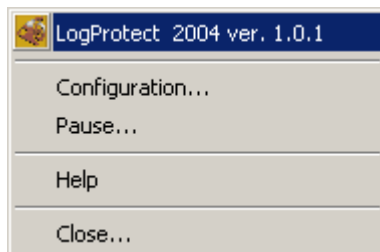
This software is the result of the work of two developpers, Michel Ballester and Luc Bellego. Them have put their know-how to the service of the fight against pedophilia, designing this device which, I think is essential for the protection of your child. I thank them warmly for the time they have given me. This idea is the fruit of my experience of the fight against pedophilia on the internet, for the French government. Logprotect is a prevention system. The software is free, it's source code is accessible.

Philippe Jarlov

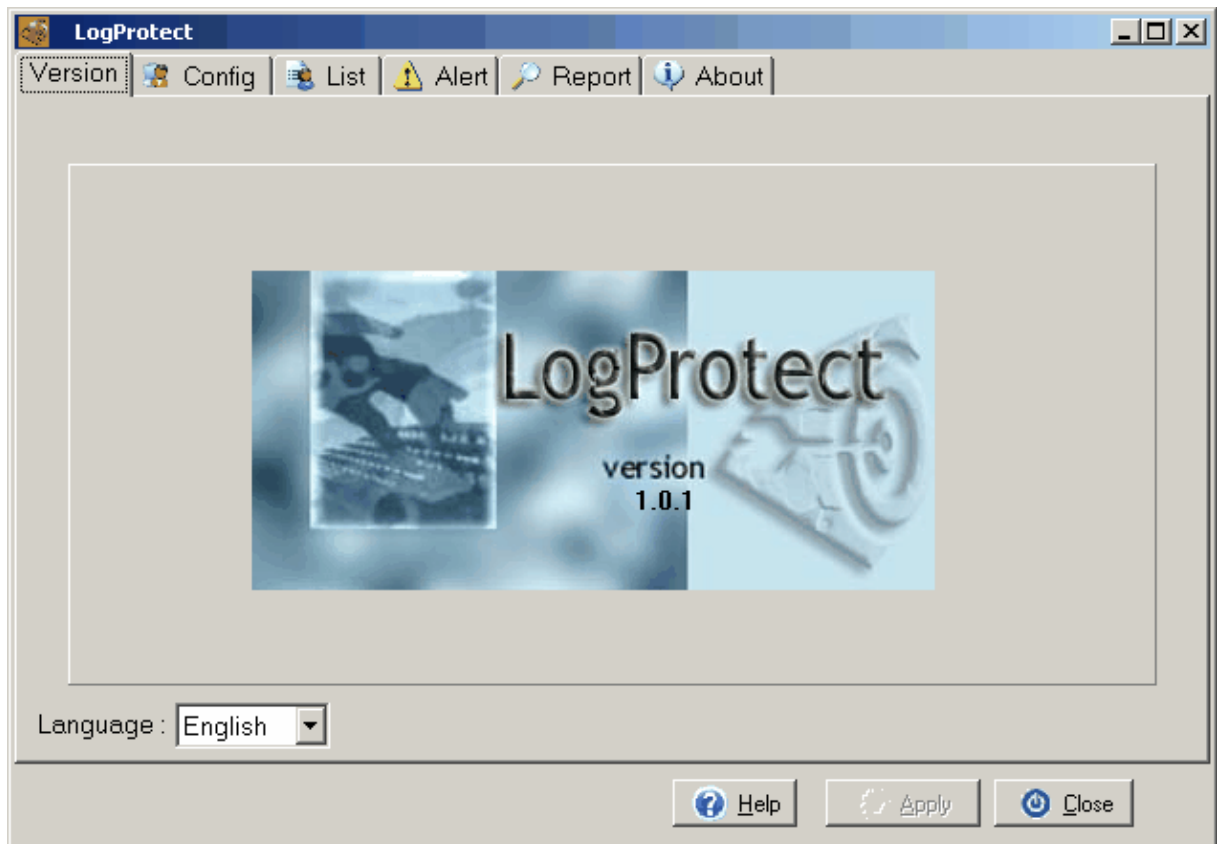
## 2 Installation

### 2.1 Installation

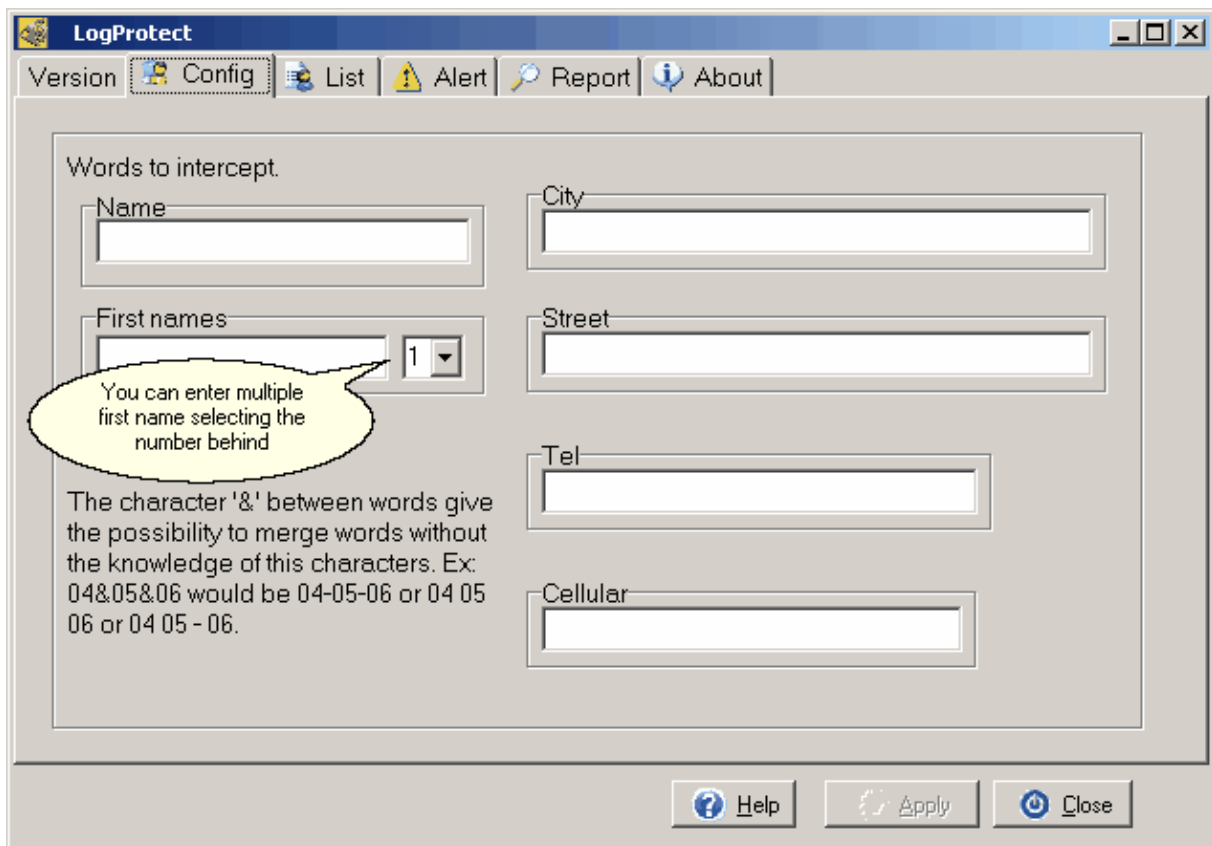
You have as usual followed the installation procedure, a new icon appears on your toolbar. Perform a right click on this icon and enter the password that you will later use to administer the software, change parameters or deactivate.



Then, chose "configuration", enter the password you have chosen and access the administer window.



The tab listing allows you to enter the mains elements of information concerning the identity, address of your child (information on this sample document are fake) :



The screenshot shows the 'LogProtect' application window with the 'Config' tab selected. The 'Words to intercept' section contains several input fields and a dropdown menu. A yellow callout bubble points to the dropdown menu, stating: 'You can enter multiple first name selecting the number behind'. Below the input fields, there is explanatory text: 'The character '&' between words give the possibility to merge words without the knowledge of this characters. Ex: 04&05&06 would be 04-05-06 or 04 05 06 or 04 05 - 06.' At the bottom of the window, there are buttons for 'Help', 'Apply', and 'Close'.

LogProtect

Version Config List Alert Report About

Words to intercept.

Name

City

First names

Street

Tel

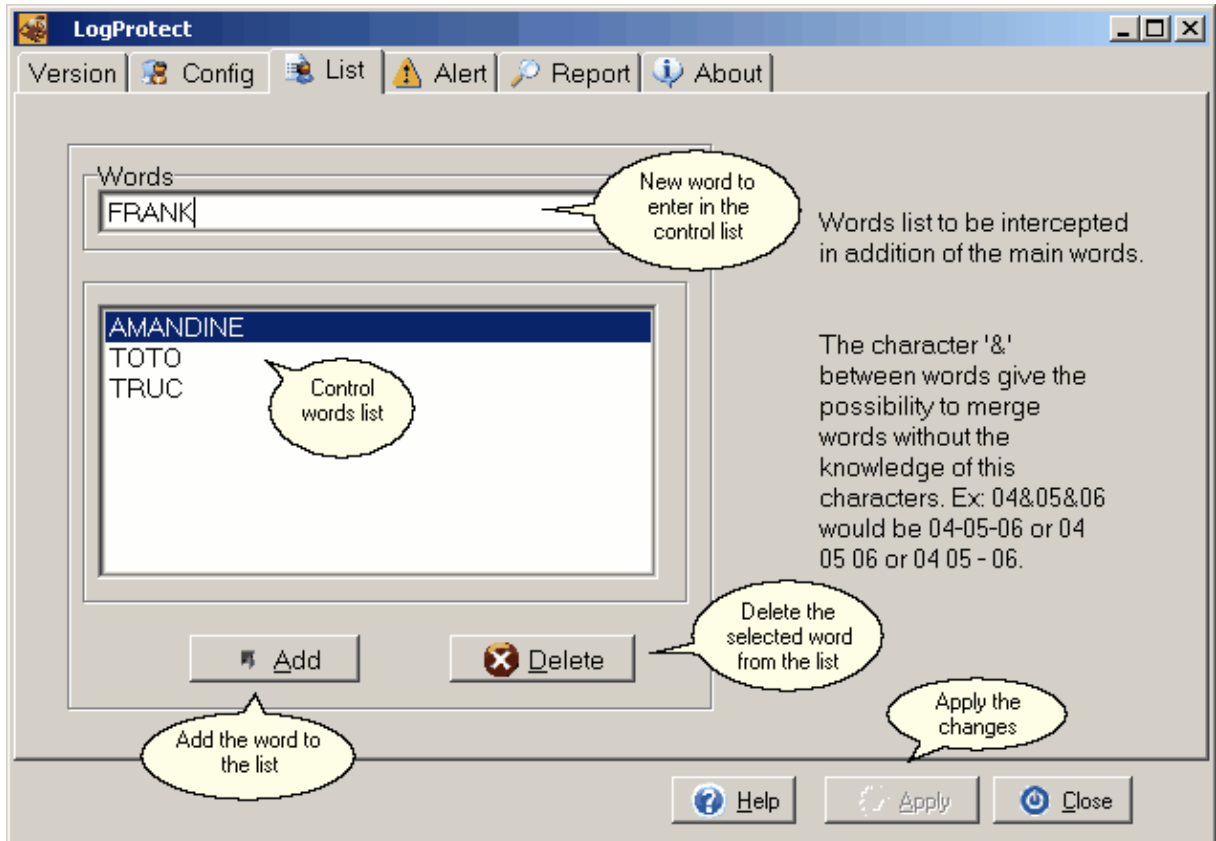
Cellular

You can enter multiple first name selecting the number behind

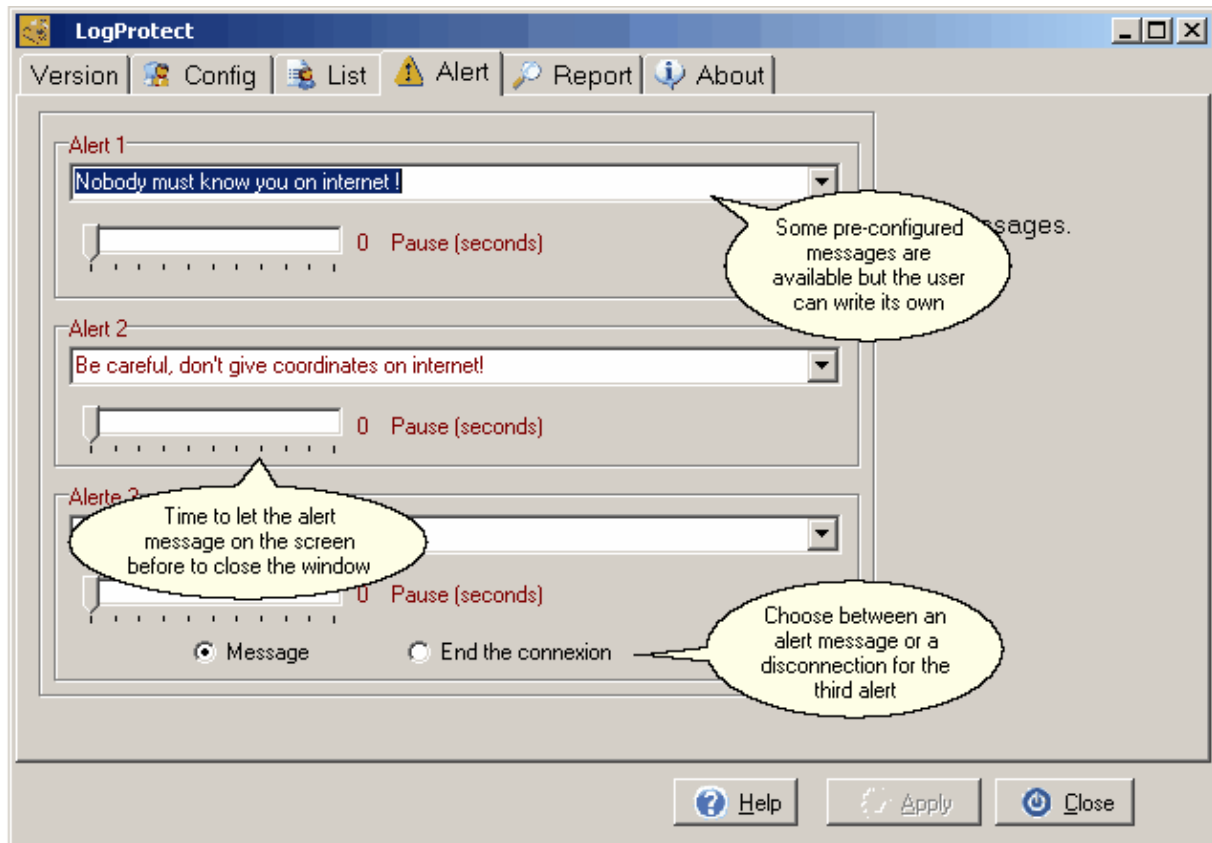
The character '&' between words give the possibility to merge words without the knowledge of this characters. Ex: 04&05&06 would be 04-05-06 or 04 05 06 or 04 05 - 06.

Help Apply Close

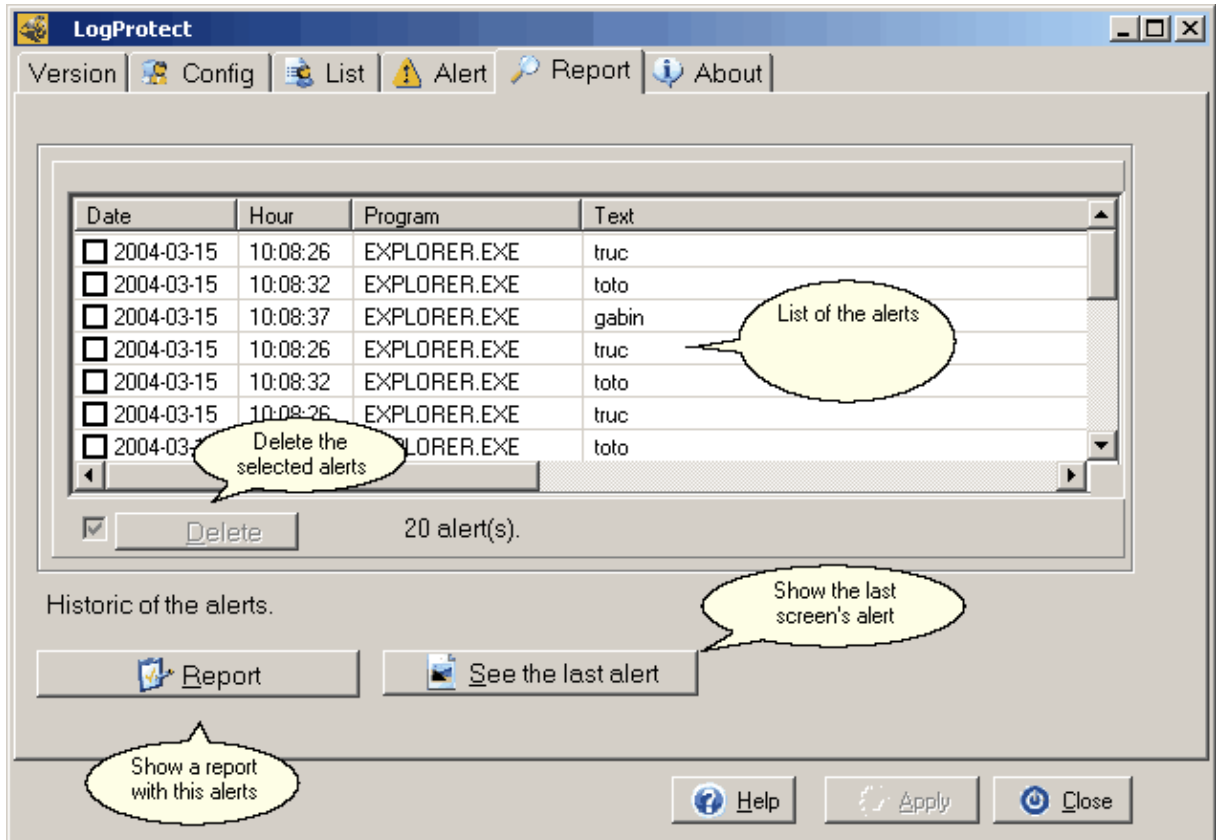
The tab listing allows you to add elements such as school address of your child. All the information listed on this file and the previous one will be intercepted by LOGPROTECT and will no be able to go on the internet.



The tab *Alert* allows you to customize LOGPROTECT : you can modify the alert , pot for a disconnection at the third alert. Note that the disconnection works only for PC directly connected to internet. If you choose messages only, after the third one LOGPROTEC return automatically to the first one and so on. In all cases the "forbidden words" will never leave the computer.



The tab RAPPORT allows you to display the alert messages listed by LOGPROTECT. By this means you can verify if your child has been exposed to any danger while you were away. Consider this feature as a necessary educational process for your child on the internet. When he understands that no sensitive information should be given on the net, alert messages won't occur anymore.



Once LOGPROTECT is customized, you can close the window. When your computer is started or restarted, LOGPROTECT will automatically be loaded and stay on guard.

The window *About* gives you contacts of developers and the possibility to send suggestions or bug reports.



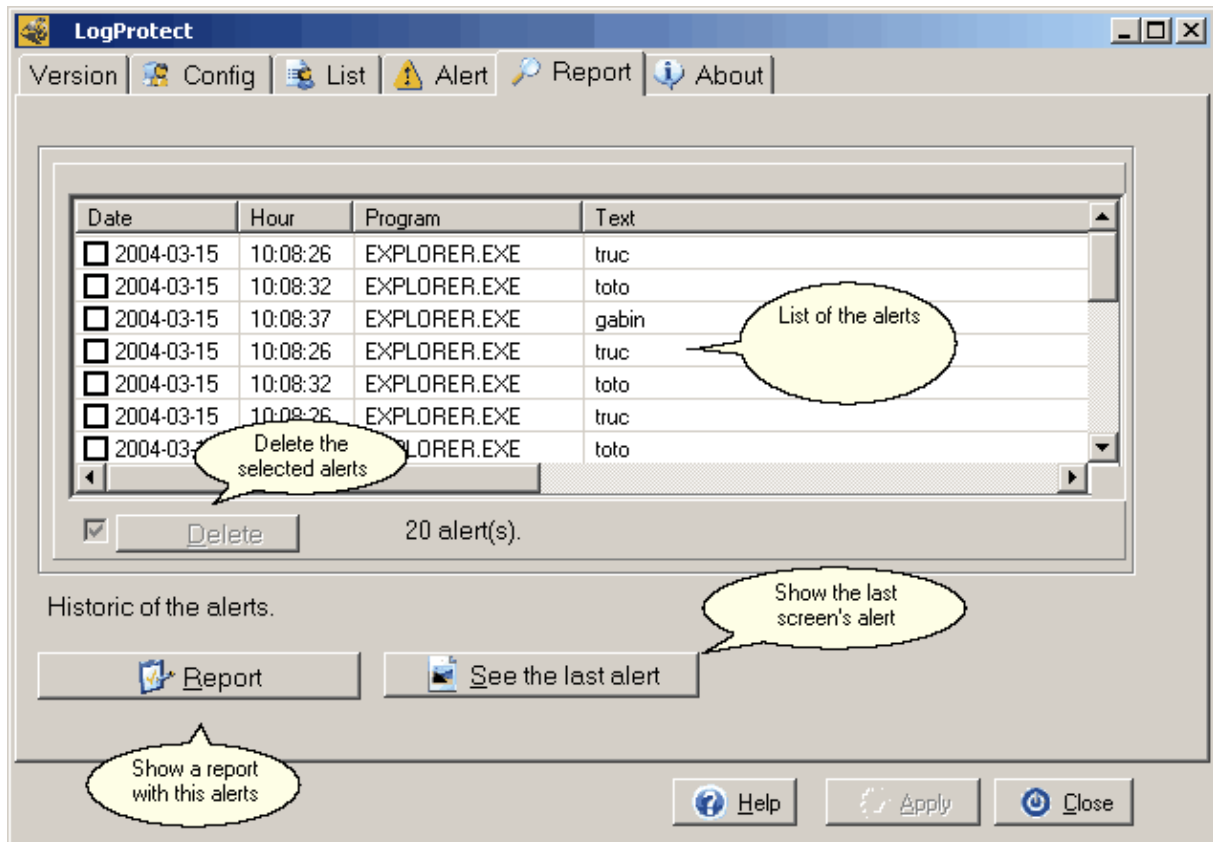


This is an alert message :

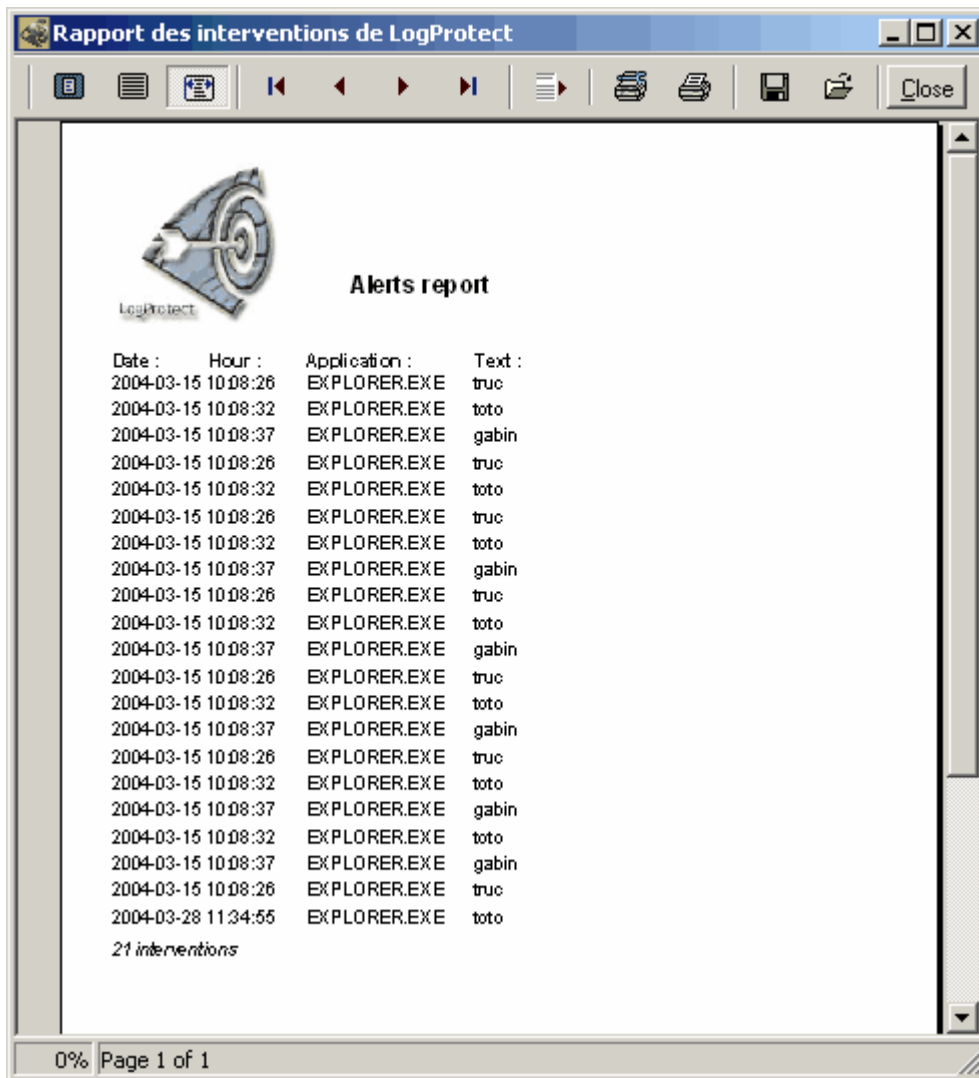


And so for three alerts. If you have activated disconnection after three alerts, the computer will automatically be disconnected from the internet. A restart will be necessary for a new connect, but again, LOGPROTECT will resume it's work and protect your child.

When you return, you can display a detail report of activity showing date, time and program used on the internet used as well as the words forbidden and retained by LOGPROTECT.



Click on *Report* to display the report that can also be printed.



Our program is for prevention purposes, since it prevents your child from giving away information that might put him at risk on the internet. It is mainly educational, allowing him to understand the dangers of the internet, and with the help of the alert messages stop giving personal information on the net.

LOGPROTECT is efficient in the Tchat rooms, the Tchat on MSN messenger for example as well as the form to fill that one can frequently come across on the net.

We cannot guaranty a 100% success since the network evolves constantly. Remember to update frequently LOGPROTECT when new versions come available.